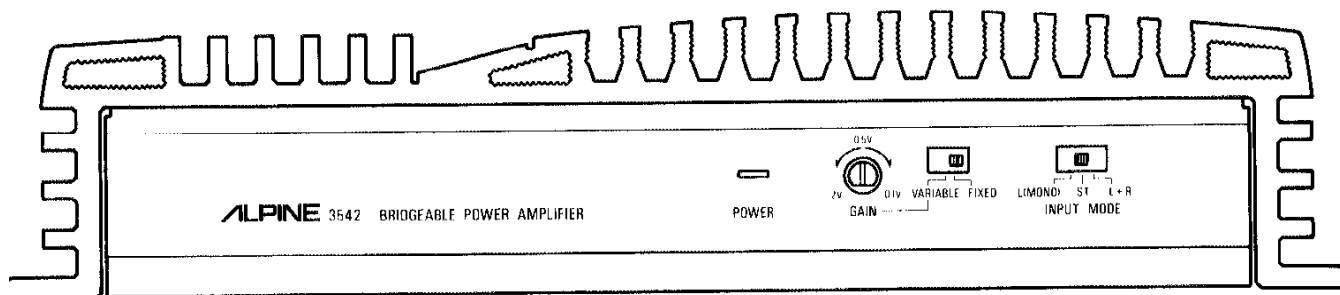


| | | |
|--------|-----------------------------------|-------------|
| Page: | Description: | Model: |
| 1 of 2 | Bridgeable Power Amplifier | 3542 |



Features:

- Multimode
- 2/1 Channel Operation
- Duo- β Feedback Circuitry
- No Current Limiting
- S.T.A.R. Circuitry
- Input Mode Selector: Stereo, L (Mono), L+R (Summed)
- DC-to-DC Switching Mode Power Supply
- Gold-Plated Connectors
- Fully Discrete, Complimentary Circuitry
- Fixed and Variable Input Sensitivity Switch
- Continuously Adjustable Input Gain Control
- Remote Power On/Off (with indicator)

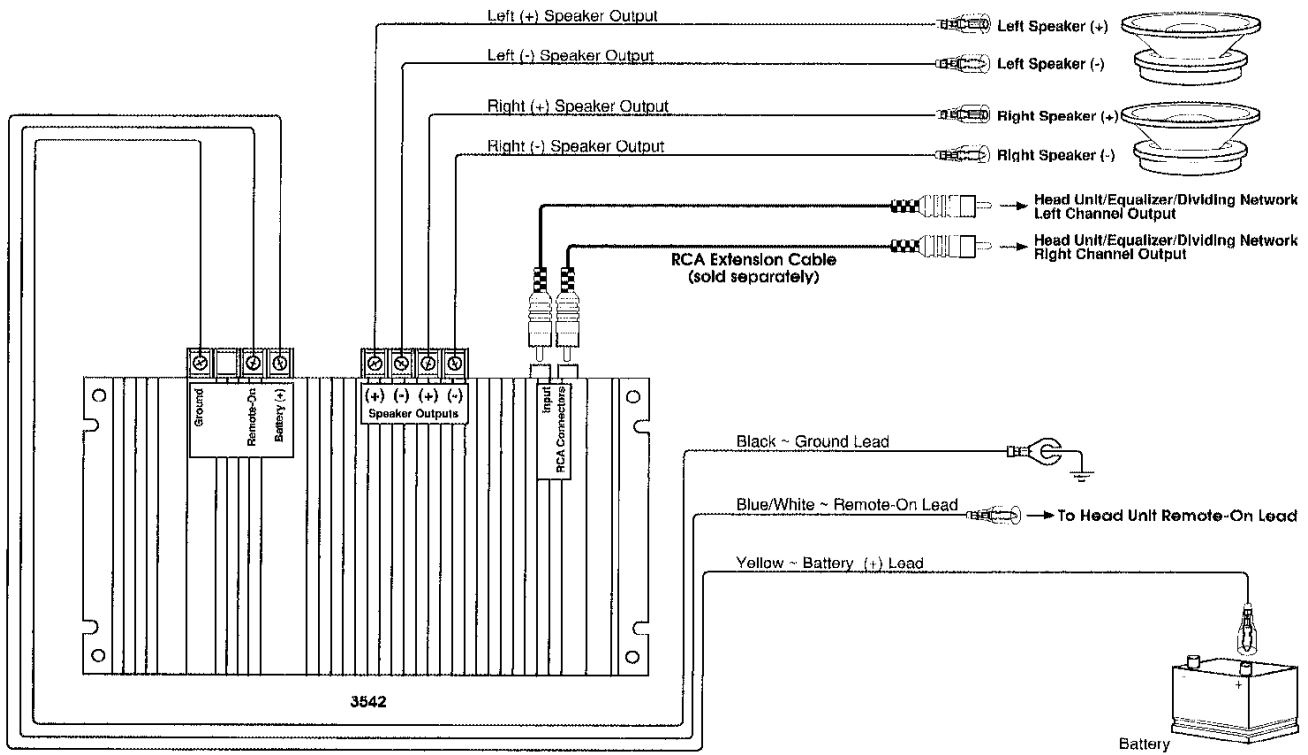
Specifications:

- Power Output:
 - 60 Watts x 2 into 4 ohms with 0.08% THD
 - 80 Watts x 2 into 2 ohms with 0.3% THD
 - 160 Watts x 1 into 4 ohms with 0.3% THD
- Frequency Response ~ 10 Hz to 50 kHz
- Signal/Noise Ratio ~ 105 dBA
- Slew Factor ~ Greater than 5
- Input Sensitivity:
 - Variable ~ 100 mV to 2.0 V
 - Fixed ~ 500 mV
- Input Impedance ~ 10 k Ω
- Speaker Impedance ~ 4 Ω or 2 Ω (Stereo), 4 Ω (Bridged)
- Dimensions ~ (Width 8-5/8") X (Height 2") X (Depth 7-1/8")

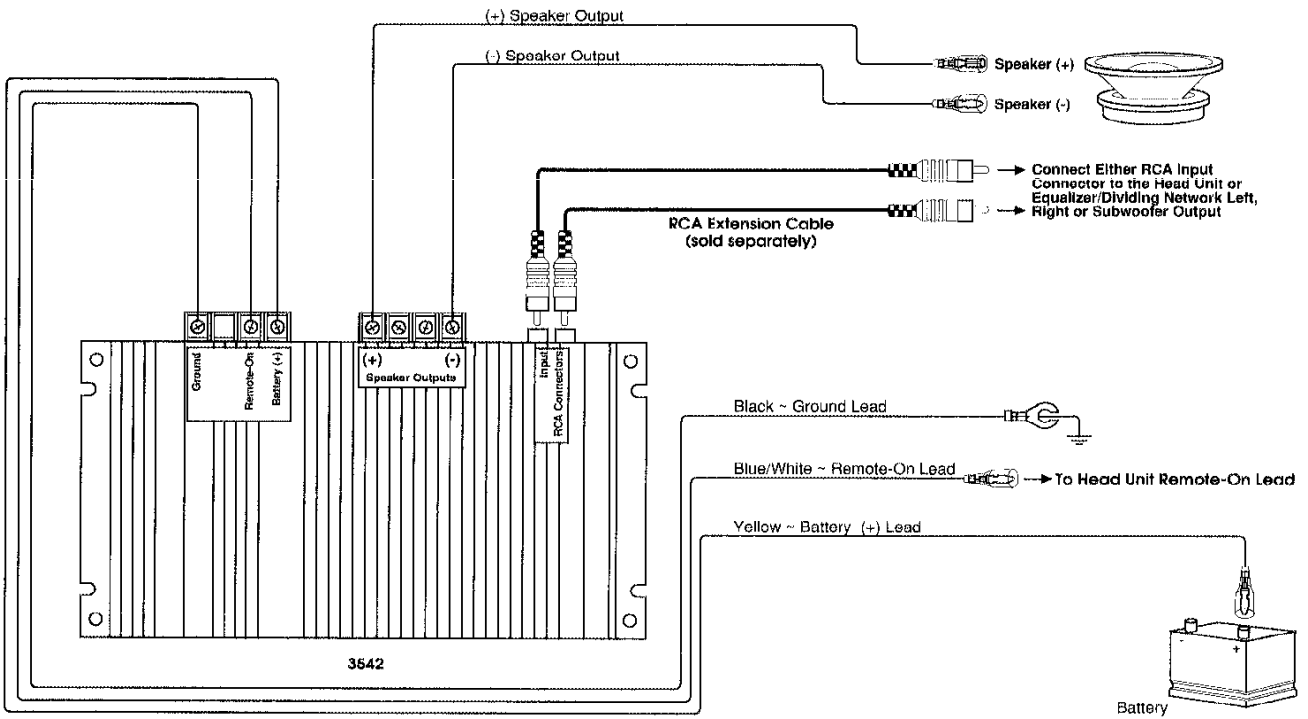
Special Notices:

- Install an in-line fuse (35A) on the battery lead.

Two Channel Connection



Single Channel Connection



ALPINE

00314-01